ADJUSTABLE SWIRL - SWA

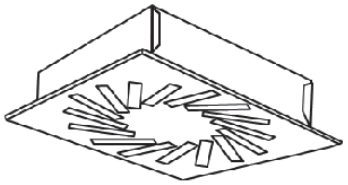

DESCRIPTION & FEATURES

Square & Circular Adjustable Swirl Diffusers (SWA) are suitable for Supply of Cooled Air with a large temperature differential, making these units ideal for Fan Coil Units, VAV and VRF Systems. Each slot has a manual adjustable direction blade to vary the air pattern. The rotating supply air pattern provides a high degree of induction making these diffusers well suited to supply of both warm and cool air. Also suitable for Extract/Return Air applications.

SWA diffusers are manufactured from Galvanised Steel.

Standard finish is RAL9010 or polyester powder coated to the customers colour requirement.

PLENUM BOXES

Plenum boxes are accessories for use with Grilles and Diffusers. They are designed to equalise the pressure profile within the box and hence provide an even velocity at the face of the Grille or Diffuser without the use of Equalising Grids.

SWA ORDERING CODE (DIFFUSER)	
Series	**SWA**
Const	**S** - Square **C** - Circular
Ceiling	**S** - Standard (cut in) **M** - Modular (595² tile) **T** - Tegular (see data sheet) **B** - Clip in tile (599² tile) **0** - Not applicable (Circular Units)
Blades	**B** - Black (standard) **W** - White
Fixing	**F8** - Crossbar Plenum Fixing **F9** - Crossbar Plasterboard Fixing (loose)
Finish	**1** - (Mill Finish) **2** - RAL9006 (Silver/Grey) **3** - RAL9010 (White) **4** - RAL9005 (Black) **5** - RAL9003 (White) **6** - RAL9016 (White), **7** - Other RAL/BS Code (additional costs may apply) **8** - Chrome Finish - Powder Coated
Example: **SWA/S/M/B/F8/3/Model Size**	

SWA ORDERING CODE (PLENUM)	
Type	**PBU** - Un-Lined Side **PBL** - Lined Side **PBA** - Adaptor Top
Series	**SWA**
Mesh	**P** - Perforated Equalising Mesh **0** - No Equalising Mesh
Damper	**LS** - Lever Spigot Damper **CS** - Cord Spigot Damper **0** - No Damper
Spigot	**OP** - 2 Opposite Spigots **AD** - 2 Adjacent Spigots **FL** - Flat Oval Spigot
Finish	**IN** - Black Internal **EX** - Black External **IE** - Black Internal & External
Example: **PBL/SWA/0/CS/Nominal Size/Spigot Size**	

ADJUSTABLE SWIRL - SWA

SWA DIMENSIONS (DIFFUSER)

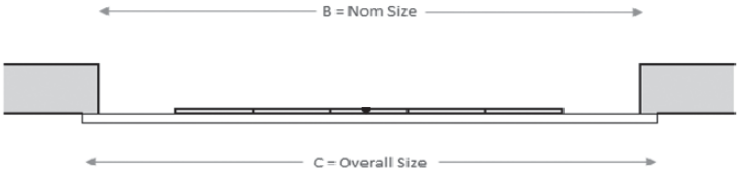

SIZE	B	C	Circular Face o/all
300x8	270x270	295x295	300Ø
400x16	370x370	395x395	400Ø
500x24	470x470	495x495	500Ø
600x24	570x570	595x595	600Ø
600x48	570x570	595x595	600Ø



SWA

PLENUM BOX DIMENSIONS

PLENUM BOX

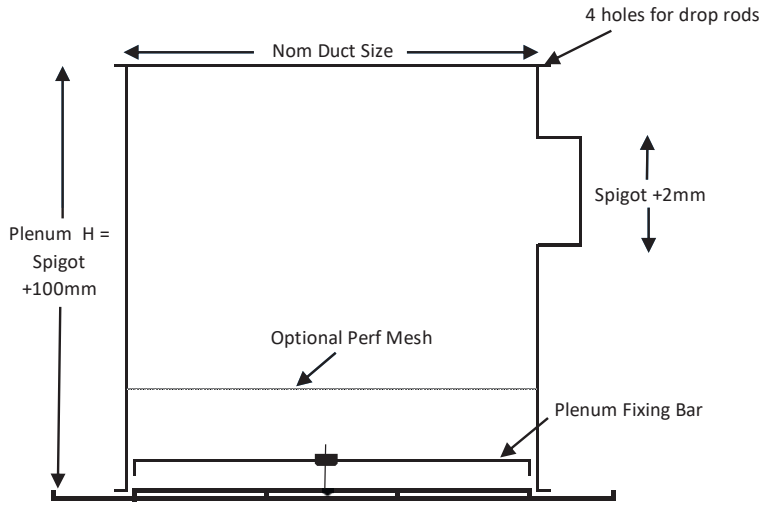

Side Entry as drawn. Top Entry 250mm high

ADAPTOR BOX

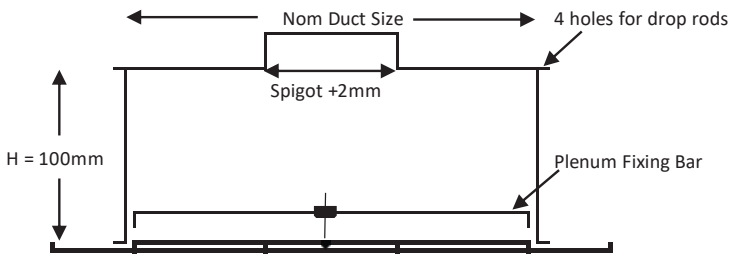

ADJUSTABLE SWIRL - SWA

AIR VOL (l/s)	SIZE	DIFFUSER c/w SUPPLY SIDE ENTRY PLENUM			EXTRACT			
		P.DROP	NOISE	THROW	DIFFUSER + PLENUM		FACE ONLY	
		(Pa)	(NR)	(m)	Pa	NR	Pa	NR
15	300x8	5	/	0.3	5	/	5	/
20	300x8	7	/	0.5	7	/	4	/
25	300x8	9	/	0.6	9	/	4	/
30	300x8	12	/	0.7	11	/	5	/
40	300x8	22	20	0.8	10	/	10	/
	400x16	6	/	0.6	10	/	5	/
50	300x8	34	30	1.0	16	20	12	20
	400x16	9	/	0.7	5	/	5	/
	500x24	4	/	0.6	5	/	5	/
75	400x16	21	20	0.9	12	/	10	/
	500x24	10	/	0.8	5	/	5	/
	600x24	4	/	0.7	5	/	5	/
100	400x16	38	30	1.0	21	20	17	20
	500x24	17	25	1.0	13	20	12	/
	600x24	7	/	0.8	5	/	5	/
125	500x24	26	30	1.1	20	/	19	20
	600x24	11	20	1.0	5	/	5	/
	600x48	7	/	0.9	5	/	5	/
150	500x24	38	30	1.3	29	25	27	20
	600x24	15	20	1.1	13	/	12	/
	600x48	10	20	1.0	5	/	5	/
175	600x24	21	25	1.2	18	/	17	/
	600x48	18	25	1.1	12	/	15	/
200	600x24	27	30	1.3	23	20	21	20
	600x48	18	25	1.1	18	20	18	/
225	600x24	34	35	1.4	30	25	28	25
	600x48	28	30	1.2	24	/	23	/
250	600x24	42	38	1.5	36	30	34	25
	600x48	28	30	1.4	29	25	28	25
275	600x48	35	35	1.5	35	30	34	30
300	600x48	41	35	1.6	41	35	40	35

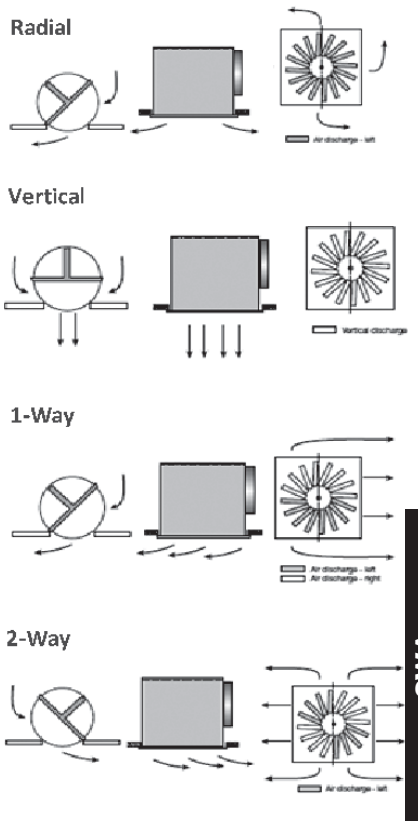

SWA

Throw data (metres) is based on a Terminal Velocity of 0.5m/s to give an average room air movement of 0.25m/s when fitted within a 2.7m high ceil ing.

Sound Power Levels (NR) and Pressure Drops (Pa) applies to a full y opened Damper. The assumed room absorption is between 8-10dB.

Selection and tests are based on +/- 10ºC.

/ indicates a value of less than 20.

Notes